

Home

The project

Rankings

What Can You Do?

FAQs

ES

CA

Athens

(metropolitan area)

GREECE

Air
Pollution

Green
Space



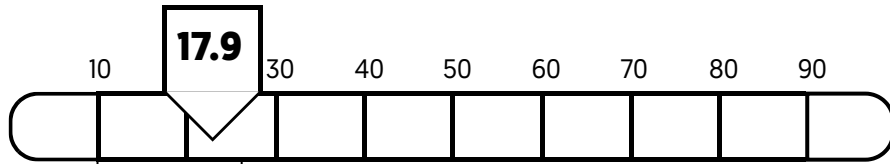
Air Pollution



Air Pollution

PM_{2.5} ⁱ

(ANNUAL MEAN)



10 μg/m³
WHO
maximum
level

25 μg/m³
EU
maximum
level



RANKING POSITION

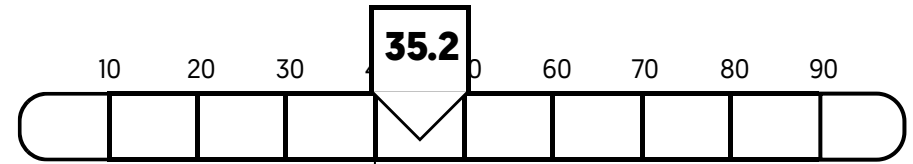
71/858 ⁱ



DEATHS THAT COULD BE AVOIDED

NO₂ ⁱ

(ANNUAL MEAN)



40 μg/m³
WHO
recommendations



RANKING POSITION

16/858 ⁱ



DEATHS THAT COULD BE AVOIDED


2,141

IF WHO GUIDELINES WERE MET 


38

IF WHO GUIDELINES WERE MET 

3,762

IF THE LOWEST LEVELS OF AIR POLLUTION WERE MET 

2,404

IF THE LOWEST LEVELS OF AIR POLLUTION WERE MET 

Athens (metropolitan area) includes the following cities: Athens

 **SHARE THE RESULTS**
    

REFERENCE: Khomenko S, Cirach M, Pereira-Barboza E, Mueller N, Barrera-Gómez J, Rojas-Rueda D, de Hoogh K, Hoek G, Nieuwenhuijsen M. **Premature mortality due to air pollution in European cities; an** Απόρρητο - Όροι

Urban Burden of Disease Assessment. *The Lancet Planetary Health*, 2021. [https://doi.org/10.1016/S2542-5196\(20\)30272-2](https://doi.org/10.1016/S2542-5196(20)30272-2).



Search another city

Search another city

CITY NAME

IS

Barcelona

FAQs

- What is the air pollution ranking?**
- What is the green space ranking?**
- Where do the data on this website come from?**
- How are the rankings calculated?**

[CHECK OUT MORE FAQs](#)



#ISGlobalRanking

[Legal warning](#) - [Privacy policy](#) - [Cookies policy](#)